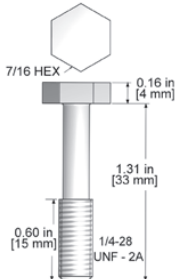


# Mounting Bolts

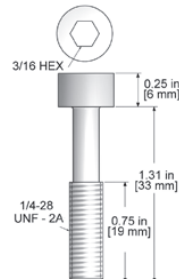


## MH108-8B



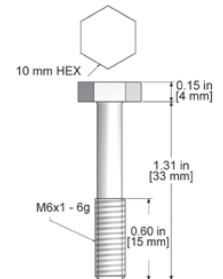
1/4-28, 1<sup>5</sup>/<sub>16</sub> in. length  
Stainless Steel Captive Bolt  
for Standard  
Side Exit Sensors

## MH108-9B



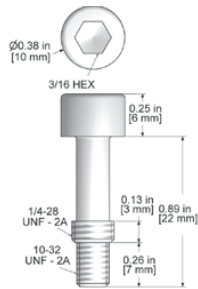
1/4-28, 1<sup>5</sup>/<sub>16</sub> in. length  
Stainless Steel Screw,  
Socket Head Cap for  
Standard Side Exit Sensors

## MH108-10B



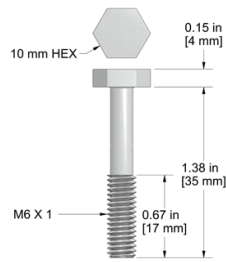
M6x1, 37mm length  
Stainless Steel Captive Bolt  
for Standard  
Side Exit Sensors

## MH108-11B



10-32 Adapter Screw,  
Stainless Steel, Socket Head  
Cap for CTC AC119 Biaxial,  
AC115, AC230, and  
AC360 Triaxial Sensors

## MH108-12B



M6x1, 39mm length,  
Stainless Steel Captive Bolt  
for CTC AC136 and  
TA Side Exit Sensors

## MH108-13B



M6x1, 25mm length  
Stainless Steel Captive Bolt  
for Small Side Exit Sensors

## MH108-18B



1/4-28, 1.14 in. length  
Stainless Steel Captive Bolt  
for CTC AC119 Biaxial,  
AC115, AC230, and  
AC360 Triaxial Sensors

## MH108-19B



M6x1, 29mm length  
Stainless Steel Captive Bolt  
for CTC AC119 Biaxial,  
AC115, AC230, and  
AC360 Triaxial Sensors

## MH108-20B



1/4-28, 1 in. length  
Stainless Steel Captive Bolt  
for CTC AC144 and  
AC244 Sensors

Backed by our Unconditional Lifetime Warranty

[www.ctconline.com](http://www.ctconline.com) | [sales@ctconline.com](mailto:sales@ctconline.com) | 585-924-5900